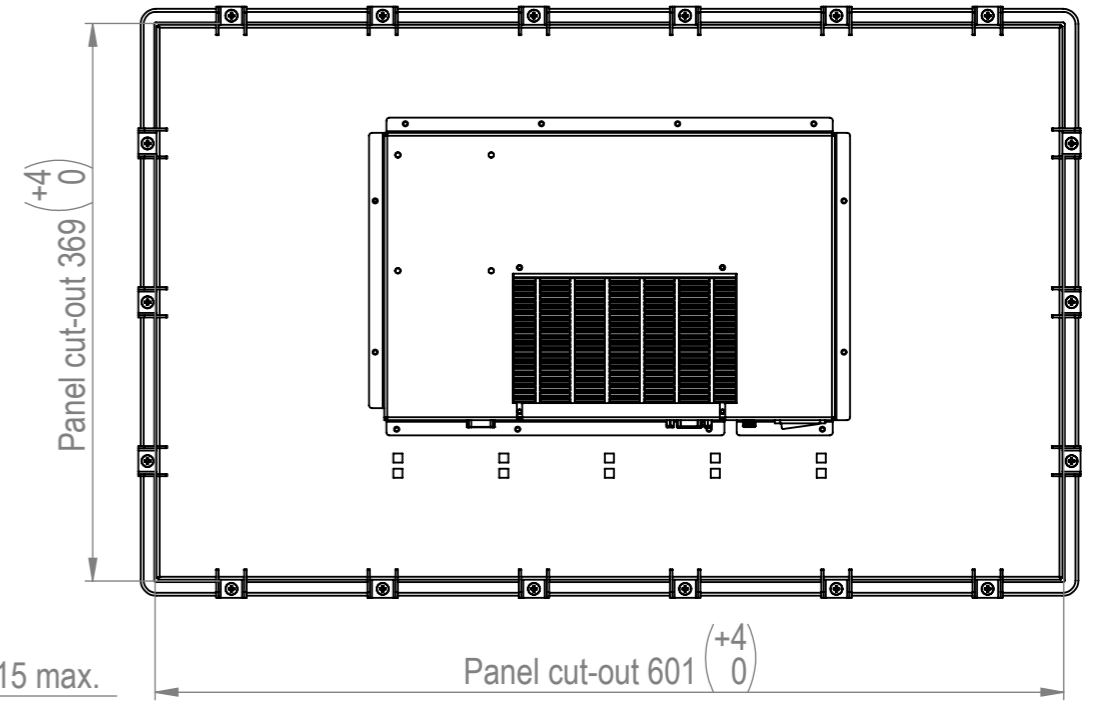
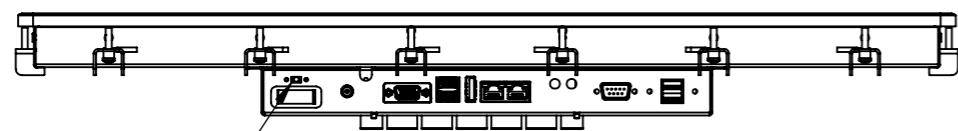


Panel thickness 15 max.

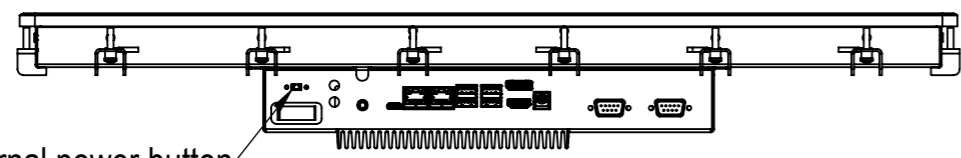
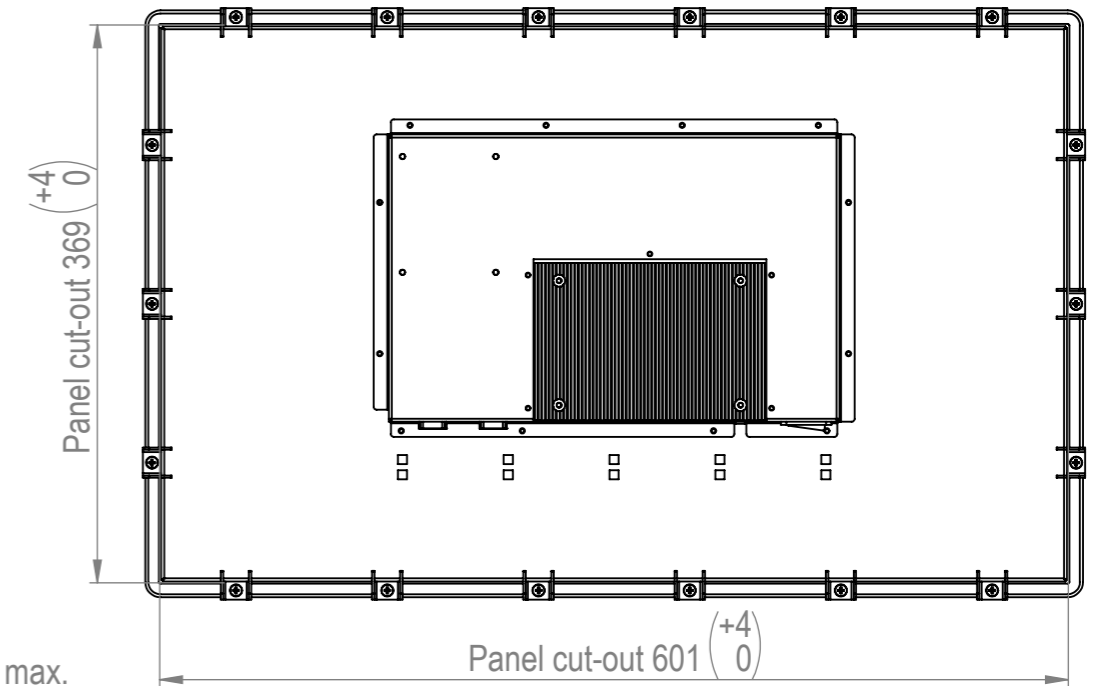
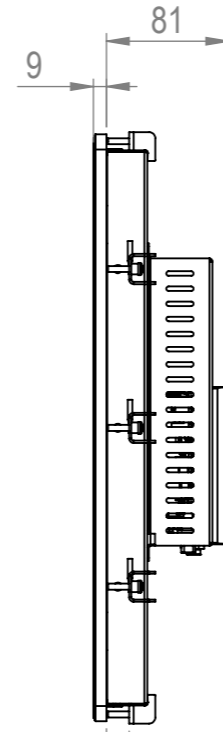
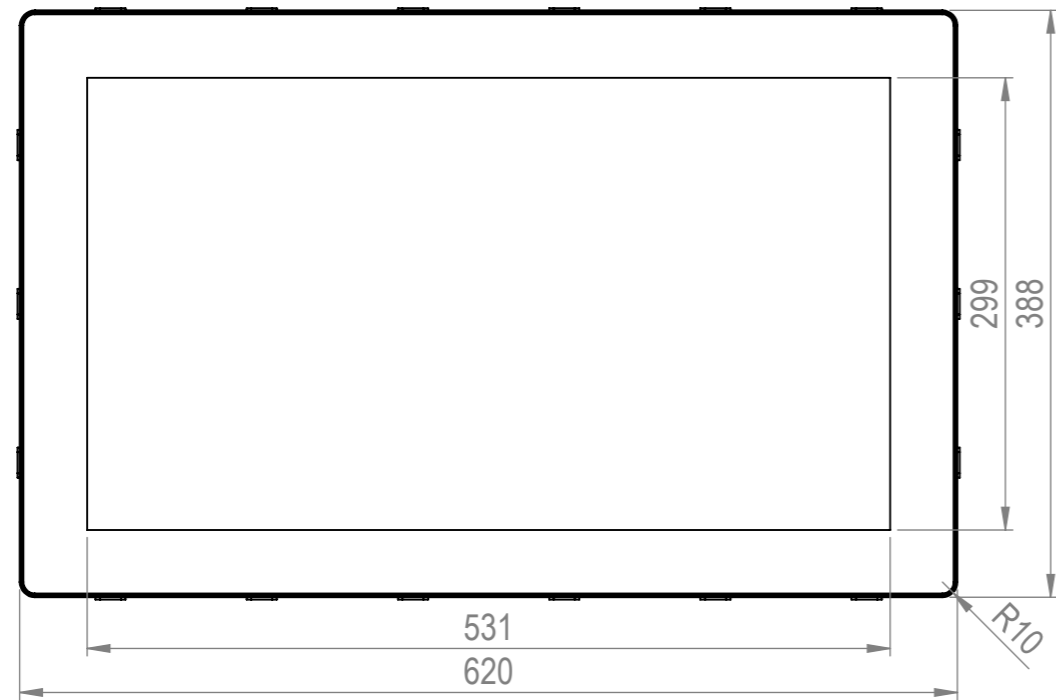
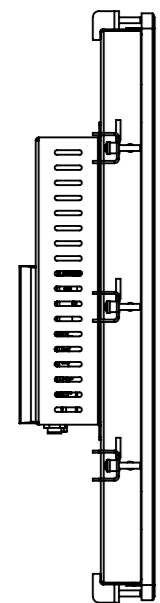
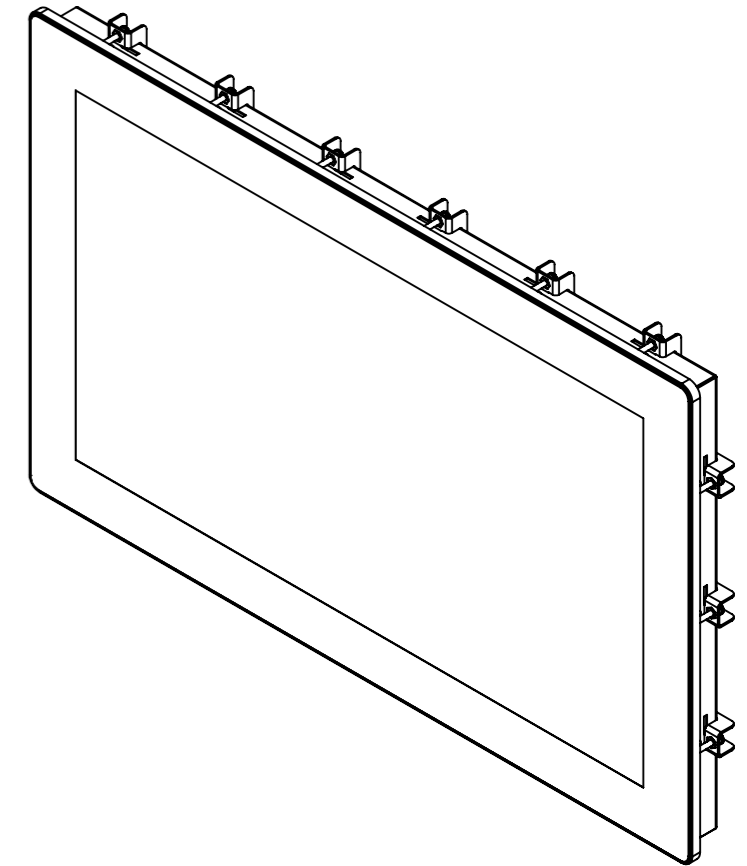
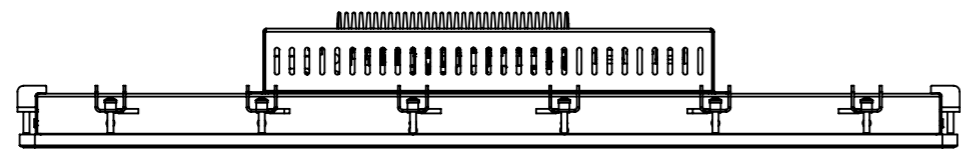


Panel cut-out 601 (+4) (0)



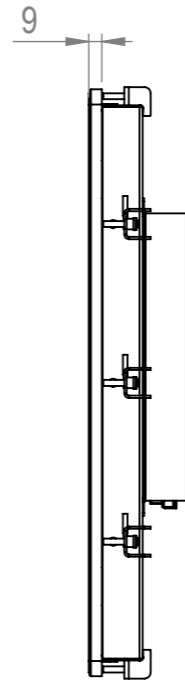
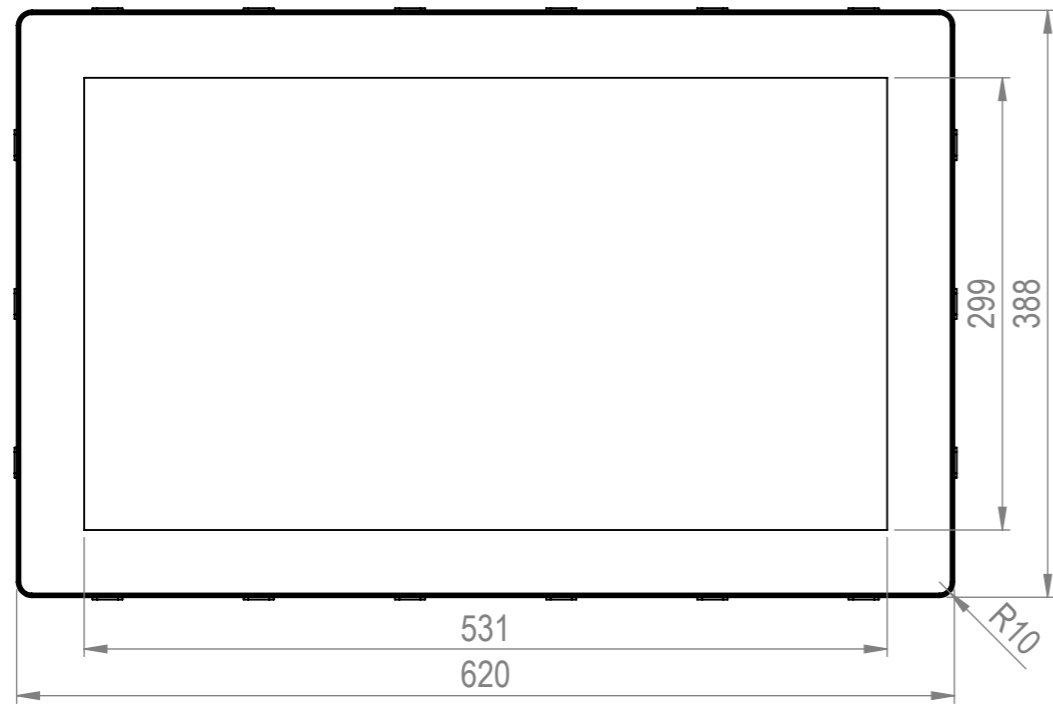
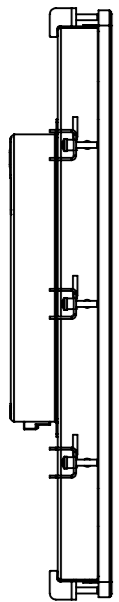
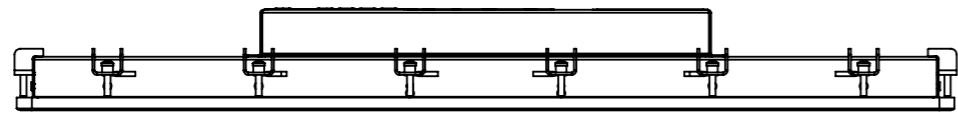
2.54mm pitch for external power button

|          |          |           |  |                        |  |                      |  |
|----------|----------|-----------|--|------------------------|--|----------------------|--|
| DATE     |          | 31-8-2023 |  | DO NOT SCALE DRAWING   |  | DIMENSIONS ARE IN MM |  |
| REV.     | DRAWN    | FB        |  | <b>TFT/Solutions</b>   |  |                      |  |
| 3        | APPROVED | FB        |  |                        |  |                      |  |
| MATERIAL |          |           |  | DESCRIPTION            |  |                      |  |
|          |          |           |  | Assembly               |  |                      |  |
| FINISH   |          |           |  | PAGE NAME              |  |                      |  |
|          |          |           |  | S240-C4, Celeron J6412 |  |                      |  |
|          |          |           |  | DWG NO.                |  | A3                   |  |
|          |          |           |  | S240-00                |  |                      |  |
|          |          |           |  | SCALE:1:5              |  | SHEET 1 OF 3         |  |

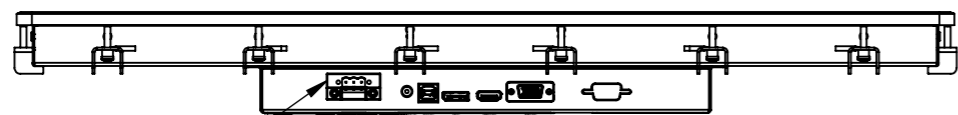
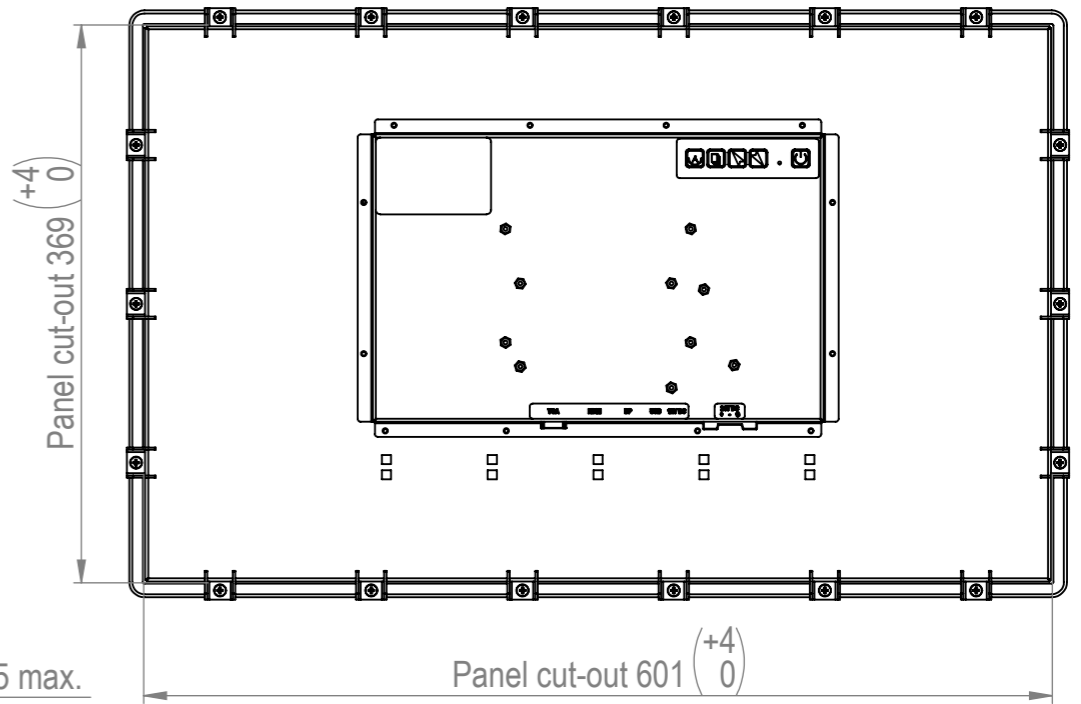
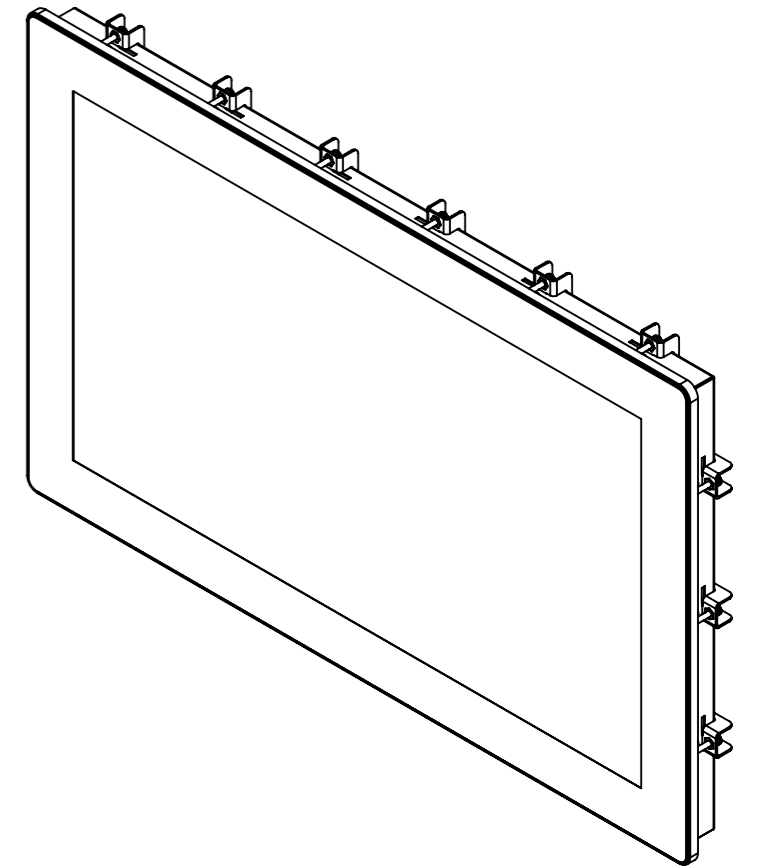


2.54mm pitch for external power button

|          |          |           |  |                      |  |                      |  |
|----------|----------|-----------|--|----------------------|--|----------------------|--|
| DATE     |          | 31-8-2023 |  | DO NOT SCALE DRAWING |  | DIMENSIONS ARE IN MM |  |
| REV.     | DRAWN    | FB        |  | <b>TFT/Solutions</b> |  |                      |  |
| 3        | APPROVED | FB        |  |                      |  |                      |  |
| MATERIAL |          |           |  | DESCRIPTION          |  |                      |  |
|          |          |           |  | Assembly             |  |                      |  |
| FINISH   |          |           |  | PAGE NAME            |  |                      |  |
|          |          |           |  | S240-51, i5-8265U    |  |                      |  |
|          |          |           |  | DWG NO.              |  |                      |  |
|          |          |           |  | S240-00              |  |                      |  |
|          |          |           |  | SCALE:1:5            |  | SHEET 2 OF 3         |  |
|          |          |           |  |                      |  | A3                   |  |



Panel thickness 15 max.



Optional 24V DC input

|          |          |           |  |                      |  |                      |  |
|----------|----------|-----------|--|----------------------|--|----------------------|--|
| DATE     |          | 31-8-2023 |  | DO NOT SCALE DRAWING |  | DIMENSIONS ARE IN MM |  |
| REV.     | DRAWN    | FB        |  | <b>TFT/Solutions</b> |  |                      |  |
| 3        | APPROVED | FB        |  |                      |  |                      |  |
| MATERIAL |          |           |  | DESCRIPTION          |  |                      |  |
|          |          |           |  | Assembly             |  |                      |  |
| FINISH   |          |           |  | PAGE NAME            |  |                      |  |
|          |          |           |  | S240-MON             |  |                      |  |
|          |          |           |  | DWG NO.              |  |                      |  |
|          |          |           |  | S240-00              |  |                      |  |
|          |          |           |  | SCALE:1:5            |  | SHEET 3 OF 3         |  |
|          |          |           |  |                      |  | A3                   |  |